







<b>Name:</b>	
<b>Class:</b>	Kynance
<b>Total Points:</b>	

# Home Learning Challenges

Choose your home learning challenges from the grid below and upload completed work onto Google Classroom.  
Your aim is to achieve a minimum of 20 points each week. You can also choose to complete your 'Chill Challenge' homework challenges.

6 Points	 <p><b>Paper Plate Addition</b> Split the plate into 3 – you can use this for addition/subtraction. You can use buttons, sweets, pasta, Lego, bricks – whatever you have to hand. Encourage your child to write the number sentences to go with their addition plates e.g. <math>3+2=5</math> or <math>2+3=5</math></p>	<p><b>Hit the sound/splat</b> Use a nerf gun/water pistol/fly swatter. Write the sound on the ground with chalk or scatter paper sounds on the floor. Grownup says, “hit the sound k”, “hit the sound ___” and child to find the sound as quickly as they can. You could make it a competition between siblings or between the child and their grownup.</p>	<p><b>Fairy Tales and Traditional Stories</b> Choose your favourite fairy tale villain and write a description of them. Maybe you could illustrate your description. Remember your finger spaces, full stops and capital letters. Can you use conjunctions and adjectives?</p>	<p><b>World Maps</b> Children to find and label the seven continents on a world map.</p>
5 Points	<p><b>Writing Descriptions</b> Children to describe their favourite toy. Encourage them to describe what their favourite toy is and what it does, what it looks like and what it is made from.</p>	 <p><b>Number Bonds to 10</b> A really good trick for number bonds to 10 facts – draw around your hand/your child draws around their hand and cut them out. Move the fingers up/down to make the different number bond facts. You can always fill up a pair of gloves with sand/flour/cous-cous/rice if you</p>	 <p><b>3 in a row</b> Make a simple grid with phase 2 sounds or cvc words like cat, dog, sip. Take turns with a partner to read a sound/word and place a counter on it. The first person to get 3 in a row wins the game.</p>	<p><b>Lists</b> Write a shopping list of all your favourite foods. Can you draw a picture for each type of food? Can you write a sentence using 'because' to explain why they are your favourite food?</p>

		<p>have any of these items to make some real life hands to use!</p> 	<p>This can also work with phase 3, 4 &amp; 5 letter sounds and trickier words as you go along.</p>	
4 Points	<p><b>Letter Writing</b></p> <p>Write a card/letter for someone in your family. Tell them about your day or why you love them.</p>	<p><b>Plant Labelling</b></p> <p>Children to draw and label the simple structure of a plant – see BBC Bitesize.</p>	 <p><b>More or less</b></p> <p>Using Lego towers – investigate taller/shorter – more/less. By building towers of two different heights the children can compare these in different ways. Place the towers next to each other – can they tell you the difference between the two towers?</p>	 <p><b>Phonics Hopscotch</b></p> <p>Write the phase 2 sounds in the squares of the hopscotch. Throw a stone and say the sound that the stone hits.</p>
3 Points	 <p><b>Nature Rubbings</b></p> <p>Find something in the garden at home that has a texture. Place your paper over it and rub with a crayon. You could use different colours to create a picture.</p>	<p><b>Sentence Writing</b></p> <p>Pick a picture and write a sentence about it. Remember your finger spaces, full stops and capital letters. Can you use conjunctions and adjectives?</p>	<p><b>Exercise!</b></p> <p>Choose a Cosmic Kids yoga video to take part in each day. Go to Cosmic Kids on YouTube and choose which one you want to do.</p>	<p><b>Den Building</b></p> <p>Make your own reading den to share stories with your family or for your own quiet reading space. Can you take a photo of your den to show everyone?</p>