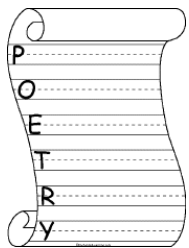








# St Uny CE Academy Weekly Home Learning

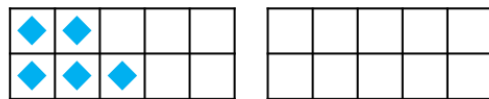
## Class: Kynance



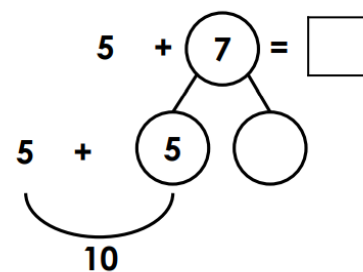
	Monday	Tuesday	Wednesday	Thursday	Friday
1	<b>Morning Motivation</b> Joe Wicks morning activities Monday, Wednesday, Friday (9am) <a href="https://www.youtube.com/playlist?list=PLyCLOPd4VxBuPuwfVuS-OBtK_kZqJCX-b">https://www.youtube.com/playlist?list=PLyCLOPd4VxBuPuwfVuS-OBtK_kZqJCX-b</a> Tuesday & Thursday – get active together.				
2	<b>Spellings</b> Refer to weekly spelling list and practise spellings.	<b>Spellings</b> Refer to weekly spelling list and practise spellings.	<b>Spellings</b> Refer to weekly spelling list and practise spellings.	<b>Spellings</b> Refer to weekly spelling list and practise spellings.	<b>Spellings</b> Spelling test.
3 Writing	<p>'The Write Stuff' virtual lesson link: 9.45am <a href="https://www.youtube.com/c/TheTrainingSpace">https://www.youtube.com/c/TheTrainingSpace</a></p> <p><b>Alternative task:</b></p> <p>Write an acrostic poem describing yourself or the things you like to do using the letters of your first name. You can add your surname too for an extra challenge if you like!</p>  <p><i>You can select whether you want to do the virtual lesson or the alternative task.</i></p>	<p>'The Write Stuff' virtual lesson link: 9.45am <a href="https://www.youtube.com/c/TheTrainingSpace">https://www.youtube.com/c/TheTrainingSpace</a></p> <p><b>Alternative task:</b></p> <p>Draw a picture of your dream house. Underneath write a few sentences to describe the rooms it would have. Be as imaginative as you like!</p>  <p><i>You can select whether you want to do the virtual lesson or the alternative task.</i></p>	<p>'The Write Stuff' virtual lesson link: 9.45am <a href="https://www.youtube.com/c/TheTrainingSpace">https://www.youtube.com/c/TheTrainingSpace</a></p> <p><b>Alternative task:</b></p> <p>Imagine that a giant box is delivered to your front doorstep with your name on it. Write a few sentences to describe what's inside it and what happens when you open it!</p>  <p><i>You can select whether you want to do the virtual lesson or the alternative task.</i></p>	<p>'The Write Stuff' virtual lesson link: 9.45am <a href="https://www.youtube.com/c/TheTrainingSpace">https://www.youtube.com/c/TheTrainingSpace</a></p> <p><b>Alternative task:</b></p> <p>What is your favourite season? Spring, summer, autumn or winter? Explain why in a few sentences.</p>  <p><i>You can select whether you want to do the virtual lesson or the alternative task.</i></p>	<p>'The Write Stuff' virtual lesson link: 9.45am <a href="https://www.youtube.com/c/TheTrainingSpace">https://www.youtube.com/c/TheTrainingSpace</a></p> <p><b>Alternative task:</b></p> <p>Create a 'wanted' poster for a fairy tale character of your choice. For example, Goldilocks from The Three Bears, or The Big Bad Wolf from Little Red Riding Hood. Draw a picture of them and underneath write about why they are 'wanted'. Don't forget to include a reward!</p>  <p><i>You can select whether you want to do the virtual lesson or the alternative task.</i></p>
4 Maths	<p>Follow the link below to watch a demonstration lesson on numbers to 20 and do the quiz attached. <a href="#">To use the 'Make ten' strategy to add two 1-digit numbers (Part 2) (thenational.academy)</a></p> <p>If you can't watch the clip or you want extra practice, try these questions.</p>	<p>Follow the link below to watch a demonstration lesson on numbers to 20 and do the quiz attached. <a href="#">To use the 'Make ten' strategy to subtract a 1-digit number from a teen number (Part 1) (thenational.academy)</a></p> <p>If you can't watch the clip or you want extra practice, try these questions.</p>	<p>Follow the link below to watch a demonstration lesson on numbers to 20 and do the quiz attached. <a href="#">To use the 'Make ten' strategy to subtract a 1-digit number from a teen number (Part 2) (thenational.academy)</a></p> <p>If you can't watch the clip or you want extra practice, try these questions.</p>	<p>Follow the link below to watch a demonstration lesson on numbers to 20 and do the quiz attached. <a href="#">To use mathematical models and strategies for addition (thenational.academy)</a></p> <p>If you can't watch the clip or you want extra practice, try these questions.</p>	<p>Follow the link below to watch a demonstration lesson on numbers to 20 and do the quiz attached. <a href="#">To use mathematical models and strategies for subtraction (thenational.academy)</a></p> <p>If you can't watch the clip or you want extra practice, try these questions.</p>

Complete the calculation and ten frame below.

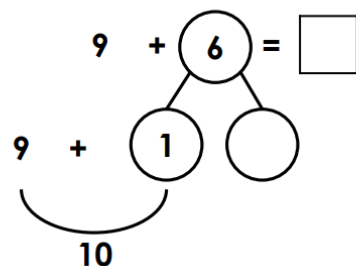
$$5 + 6 = \square$$



Use the part-whole model to solve this calculation.

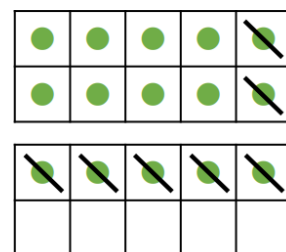


Use the part-whole model to solve this calculation.



Solve the calculation below using the ten frames.

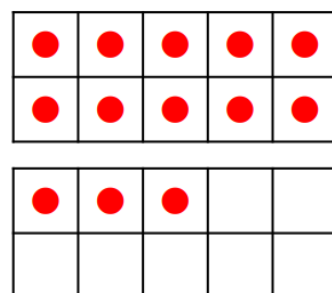
$$15 - 7 = \square$$



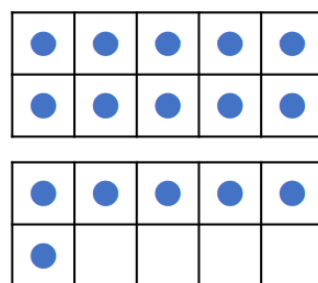
(The '-7' has already been crossed out for you.)

Now have a go at crossing off the subtracted number yourself.

$$13 - 4 = \square$$

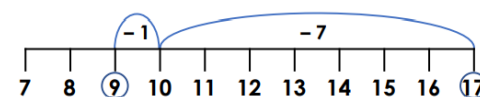


$$16 - 9 = \square$$

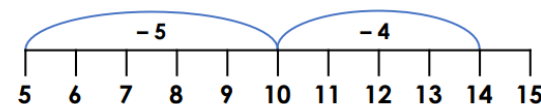


Complete the calculation using the number line below.

$$17 - 8 = \square$$

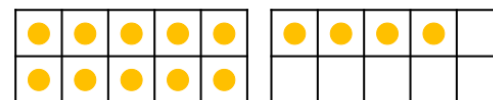


$$14 - 9 = \square$$



True or false?

$$14 - 7 = 3$$



Use the ten frames to prove your answer.

True or false?

$$17 - 9 = 6$$



Use the ten frames to prove your answer.

This week we have used part-whole models, tens frames and number lines to solve the questions here on the worksheet. Choose your favourite strategy to solve the following addition equations!

$$4 + 8 =$$

$$7 + 5 =$$

$$6 + 9 =$$

$$9 + 2 =$$

$$5 + 6 =$$

$$8 + 7 =$$

This week we have used part-whole models, tens frames and number lines to solve the questions here on the worksheet. Choose your favourite strategy to solve the following subtraction equations!

$$13 - 8 =$$

$$11 - 5 =$$

$$17 - 9 =$$

$$15 - 6 =$$

$$14 - 7 =$$

$$12 - 4 =$$

<p><b>5</b> <b>Reading</b></p>	<p><b>Reading</b></p> <p>20 minutes of reading with an adult. Make sure you log in reading record.</p> <p><b>Link to free online e-books:</b>  <a href="https://home.oxfordowl.co.uk/reading/free-ebooks/">https://home.oxfordowl.co.uk/reading/free-ebooks/</a></p>	<p><b>Reading</b></p> <p>20 minutes of reading with an adult. Make sure you log in reading record.</p> <p><b>Link to free online e-books:</b>  <a href="https://home.oxfordowl.co.uk/reading/free-ebooks/">https://home.oxfordowl.co.uk/reading/free-ebooks/</a></p>	<p><b>Reading</b></p> <p>20 minutes of reading with an adult. Make sure you log in reading record.</p> <p><b>Link to free online e-books:</b>  <a href="https://home.oxfordowl.co.uk/reading/free-ebooks/">https://home.oxfordowl.co.uk/reading/free-ebooks/</a></p>	<p><b>Reading</b></p> <p>20 minutes of reading with an adult. Make sure you log in reading record.</p> <p><b>Link to free online e-books:</b>  <a href="https://home.oxfordowl.co.uk/reading/free-ebooks/">https://home.oxfordowl.co.uk/reading/free-ebooks/</a></p>	<p><b>Reading</b></p> <p>20 minutes of reading with an adult. Make sure you log in reading record.</p> <p><b>Link to free online e-books:</b>  <a href="https://home.oxfordowl.co.uk/reading/free-ebooks/">https://home.oxfordowl.co.uk/reading/free-ebooks/</a></p>
<p><b>6</b> <b>Project</b></p>	<p style="text-align: center;"><b><u>History</u></b></p> <p>This week we are learning about what life was like for Victorian school children. If you can, watch the video below to see an example of a Victorian lesson!</p> <p style="text-align: center;"><a href="#">The Victorians - The School Room - YouTube</a></p> <p>Research some of the class rules that Victorian school children would have to follow. <b>Create a poster or write a list of some of these rules.</b> Think about how they are similar or different to the rules that we have at St Uny.</p> <p>Here are some useful links to help you with your poster. You will also find out more about what school life was like for Victorian children.</p> <p><a href="#">Victorian Schools (primaryhomeworkhelp.co.uk)</a>  <a href="#">BBC Two - Primary History, Children in Victorian Britain: Children at School, Education and life in the Victorian classroom</a>  <a href="#">A Victorian Education: A School Day in 1876 (logicmngmt.com)</a></p> <p>Victorian children didn't have PE lessons like we do today, instead they took part in 'drill' exercises. Follow this link to find some examples and have a go at home! <a href="#">Drill Exercises.pdf (historyinteractive.co.uk)</a></p> <p style="text-align: center;"><b><i>You can also select on-going 'Chilli Challenge' homework tasks.</i></b></p> <p>Please don't forget to take photographs or videos of your home learning and upload them to Google Classroom. We can't wait to see your work!</p> <div data-bbox="2410 806 2792 1230" data-label="Image"> </div>				