




















St Uny CE Academy Weekly Home Learning

Class: Poldark Week 2



| | Monday | Tuesday | Wednesday | Thursday | Friday |
|---------------|---|--|---|---|---|
| 1 | Morning Motivation : Joe Wicks morning activities Monday, Wednesday, Friday (9am) https://www.youtube.com/playlist?list=PLyCLOpd4VxBuPuwfVuS-OBtK_kZqJCX-b Tuesday & Thursday – get active together. | | | | |
| 2 Spelling | Spellings-Y2 High Frequency Words climb most only both old cold gold hold told every | Spellings-Y2 High Frequency Words climb most only both old cold gold hold told every | Spellings-Y2 High Frequency Words climb most only both old cold gold hold told every | Spellings-Y2 High Frequency Words climb most only both old cold gold hold told every | Spelling test Good Luck! |
| 3 Writing | Famous People in History Introducing Mary Anning  Please watch the clip below... https://www.bbc.co.uk/bitesize/topics/zd4dy9q/articles/zng7gwx?scrlybrkr=2bdb5033 Begin to create a Biography about the famous Fossil Hunter. Please include: <ul style="list-style-type: none"> Date of Birth Place of Birth Information about Mary as a child Interesting Facts about discoveries Why she was important Draw and image of her portrait Here are some key words to include: <div>  Rocks  Plesiosaur  Mary Anning  Science  Pterosaur  Extinct  Pre-Historic </div> <div>  Fossil  Dinosaur  Jurassic Coast  Lyme Regis  Ichthyosaur  Skeleton </div> | Famous People in History Introducing Mary Anning  Please watch the clip below... https://www.bbc.co.uk/programmes/p015gn89?scrlybrkr=2bdb5033 Finish your Biography today... Please remember... <ul style="list-style-type: none"> Date of Birth Place of Birth Information about Mary as a child Interesting Facts about discoveries Why she was important Draw and image of her portrait BELOW is a link to the National History Museum where you can see the Skeletons and Fossils recovered by Mary. https://www.nhm.ac.uk/discover/mary-anning-unsung-hero.html You can even take a virtual tour of the Dinosaur section. | Narrative- Recount Dinosaurs and All that Rubbish by Michael Foreman  Please use this link to read... https://www.youtube.com/watch?v=9oUxR437_d0 On Wednesday and Thursday Re-write this story in your own words and illustrate with your own pictures. Check that you have included: <ol style="list-style-type: none"> Capital letters and full stops Any ? and ! Commas for a list Any speech marks “ ” Your spellings Remember to share your wonderful writing using Google classroom. | Narrative- Recount Dinosaurs and All that Rubbish by Michael Foreman  Please use this link to read... https://www.youtube.com/watch?v=9oUxR437_d0 On Wednesday and Thursday Re-write this story in your own words and illustrate with your own pictures. Check that you have included: <ol style="list-style-type: none"> Capital letters and full stops Any ? and ! Commas for a list Any speech marks “ ” Your spellings Remember to share your wonderful writing using Google classroom. | Punctuation and Grammar Session Your task is to rewrite this short story and add capital letters and full stops in the correct place. <u>A lovely Surprise</u> last night when i came home from school my mum said she had a surprise for me. as soon as we got into the house she told me to wait next to the door. she ran into the kitchen and i could hear funny scratching noises I took my coat off and sat waiting patiently soon mum came back and had something hiding under her coat it was moving and wriggling about she took her coat off and underneath there was a little puppy she said happy birthday i was so happy Remember joined handwriting and long letter reaching up high! |

4 Maths


<https://whiterosemaths.com/homelearning/year-2/week-6-number-addition-subtraction/>

Click on the Link above to access this week's Maths lesson.
Monday: Bonds to 100

Fill in the gaps below. Make sure that you follow the pattern of the numbers

| | |
|-------------------------------|-------------------------------|
| $0 + 10 = 10$ | $0 + 100 = \square$ |
| $1 + 9 = 10$ | $10 + \square = \square$ |
| $2 + \square = 10$ | $\square + 80 = \square$ |
| $\square + 7 = 10$ | $\square + 70 = \square$ |
| $\square + \square = 10$ | $\square + \square = 100$ |
| $\square + \square = \square$ | $\square + \square = \square$ |

Match each tens frame to the number bond




$$50 + 50 = 100$$

$$70 + 30 = 100$$

$$20 + 80 = 100$$

Fred has 80p to spend. He buys two things from the shop below. Which things could he buy to spend all of his money?

Find all of the possibilities.



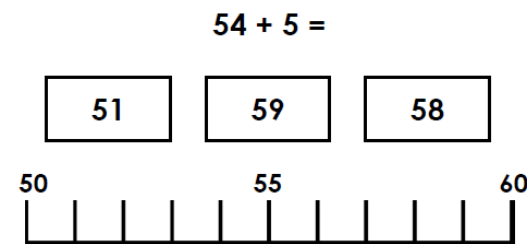
<https://whiterosemaths.com/homelearning/year-2/week-6-number-addition-subtraction/>

Click on the Link above to access this week's Maths lesson.
Tuesday: Add and subtract 1's

Warm up- fill in the grid below

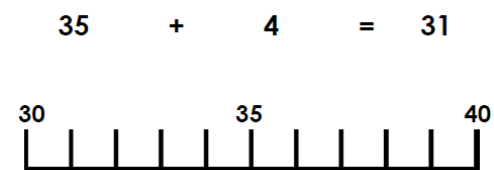
| 1 Less | | 1 More |
|--------|----|--------|
| | 10 | |
| 19 | | 21 |
| | 29 | |
| | 41 | |
| 79 | | 81 |
| | 99 | |

Use the number line to find the correct answer.



Mr Hoskins has written this number sentence. Is he correct?

Use the number line to help you

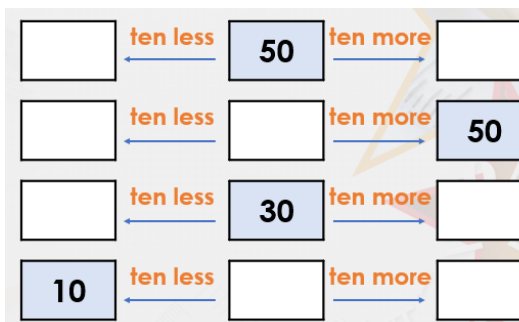


Jack has 17 pens and Jon has 5 less than Jack. Write the number sentence in the box to show your understanding.



<https://whiterosemaths.com/homelearning/year-2/week-6-number-addition-subtraction/>

Click on the Link above to access this week's Maths lesson.
Wednesday: Add and subtract 10's



| | |
|----------|----------|
| $30+10=$ | $50-10=$ |
| $80+10=$ | $70-20=$ |
| $18+10$ | $34-10=$ |
| $56+20=$ | $41-20=$ |
| $33+40=$ | $85-50=$ |

Use the 100 square below to help you with the following questions
<http://www.mathszone.net/mw/number/100sq/index.html>

Remember this TOP TIP

Adding 10's move down the number square.
Subtracting 10's move up the number square.

Circle the correct answer

+

62

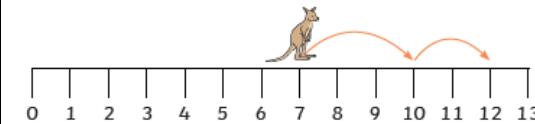
12

60

<https://whiterosemaths.com/homelearning/year-2/week-6-number-addition-subtraction/>

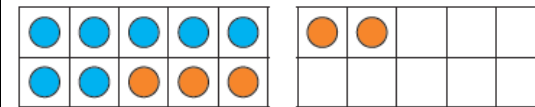
Click on the Link above to access this week's Maths lesson.
Wednesday: Add by Making 10

Kangaroo Fred starts on 7 and jumps on 5. First, he jumps 3 steps to make 10 and then he jumps on 2 steps



$$7 + 5 = 12$$

He checked if he was correct using ten-frames.



Use a number line or a tens frame to check the answer to these questions

| | |
|---------|---------|
| $8 + 4$ | $6 + 7$ |
| $9 + 8$ | $5 + 9$ |

Complete the tens frame below by finding the nearest 10 to help you.

+

4 + nine =

Can you match the ten frames to the number sentence?

5 + 5 + 3 =

8 + 2 + 2 =

Times tables Day

1. Chant your 5-x table out loud

2. Play hit the button to test your 5-x table. Play question and answer versions.

<https://www.topmarks.co.uk/math-s-games/hit-the-button>

3. Write out your 2 times table.
For example: $1 \times 5 =$ $2 \times 5 =$

4. Answer these questions


| | |
|-------------------------------|-------------------------------|
| $8 \times 5 =$ | $= 4 \times 5$ |
| $5 \times 5 =$ | $\square \times 5 = 50$ |
| $3 \times 5 =$ | $\square \times 5 = 30$ |
| $= 6 \times 5$ | $\square \times 5 = 20$ |
| $25 = \square \times \square$ | $15 = \square \times \square$ |

Answer this word problem.
DRAW YOUR MATHS

Mrs. Taddeo has 5 suitcases with 9 t-shirts in each one.

How many sweets are there altogether?

Look at the array below. Can you write the correct number sentence under it?



| | | | | | |
|---|--|--|--|--|--|
| <p>5 Reading</p> | <p>Reading</p> <p>20 minutes of reading with an adult. Make sure you log in reading record.</p> <p>Link to free online e-books: https://home.oxfordowl.co.uk/reading/free-ebooks/</p> <p>Here is a useful website with 7 different webpages which offer free online books.</p> <p> https://www.online-tech-tips.com/cool-websites/7-websites-with-free-online-books-for-kids/ </p> | <p>Reading</p> <p>20 minutes of reading with an adult. Make sure you log in reading record.</p> <p>Link to free online e-books: https://home.oxfordowl.co.uk/reading/free-ebooks/</p> <p>Here is a useful website with 7 different webpages which offer free online books.</p> <p> https://www.online-tech-tips.com/cool-websites/7-websites-with-free-online-books-for-kids/ </p> | <p>Reading</p> <p>20 minutes of reading with an adult. Make sure you log in reading record.</p> <p>Link to free online e-books: https://home.oxfordowl.co.uk/reading/free-ebooks/</p> <p>Here is a useful website with 7 different webpages which offer free online books.</p> <p> https://www.online-tech-tips.com/cool-websites/7-websites-with-free-online-books-for-kids/ </p> | <p>Reading</p> <p>20 minutes of reading with an adult. Make sure you log in reading record.</p> <p>Link to free online e-books: https://home.oxfordowl.co.uk/reading/free-ebooks/</p> <p>Here is a useful website with 7 different webpages which offer free online books.</p> <p> https://www.online-tech-tips.com/cool-websites/7-websites-with-free-online-books-for-kids/ </p> | <p>Reading</p> <p>20 minutes of reading with an adult. Make sure you log in reading record.</p> <p>Link to free online e-books: https://home.oxfordowl.co.uk/reading/free-ebooks/</p> <p>Here is a useful website with 7 different webpages which offer free online books.</p> <p> https://www.online-tech-tips.com/cool-websites/7-websites-with-free-online-books-for-kids/ </p> |
| <p>6 Project</p> <p>You can also select on-going 'Chilli Challenge' homework.</p> | <p style="text-align: center;"><u>Weekly PROJECT -To be continued for Week 2</u></p> <p style="text-align: center;"><u>THE SEVEN CONTINENTS</u></p> <p>Throughout the week your task is to create an information booklet filled with interesting facts, diagrams, and other information based on THE SEVEN CONTINENTS.</p> <p>For this project you can use the internet, videos, and books to help you.</p> <p>This website is also excellent and will provide further inspiration: https://classroom.thenational.academy/units/seven-continents-cf8c</p> <p>Please try to cover and answer these key questions:</p> <ul style="list-style-type: none"> • What is a continent, and can you name them? • What is Europe, Australia, Africa, Asia, North America, South America, and Antarctica like? (include pictures and maps if you can). • Bonus Question: How is Alaska similar/different to Cornwall. <p>Don't forget to post anything you are proud of on Google Classroom so we can celebrate your wonderful work together.</p> | | | | |

