






# St Uny CE Academy Weekly Home Learning

## Class: Kynance



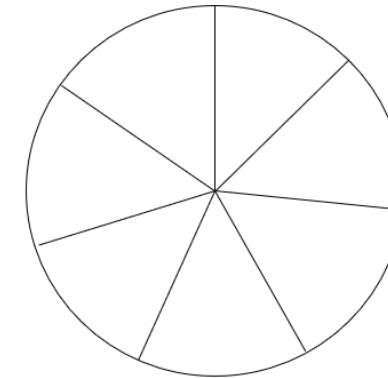
	Monday	Tuesday	Wednesday	Thursday	Friday
1	<b>Morning Motivation</b> Joe Wicks morning activities Monday, Wednesday, Friday (9am) <a href="https://www.youtube.com/playlist?list=PLyCLOPd4VxBuPuwfVuS-OBtK_kZqJCX-b">https://www.youtube.com/playlist?list=PLyCLOPd4VxBuPuwfVuS-OBtK_kZqJCX-b</a> Tuesday & Thursday – get active together.				
2	<b>Spellings</b> Refer to weekly spelling list and practise spellings.	<b>Spellings</b> Refer to weekly spelling list and practise spellings.	<b>Spellings</b> Refer to weekly spelling list and practise spellings.	<b>Spellings</b> Refer to weekly spelling list and practise spellings.	<b>Spellings</b> Spelling test.
3 Writing	<p>'The Write Stuff' virtual lesson link: 9.45am <a href="https://www.youtube.com/c/TheTrainingSpace">https://www.youtube.com/c/TheTrainingSpace</a></p> <p><b>Alternative task:</b></p> <p>What is your favourite animal? Draw a picture of it and underneath write 5 adjectives to describe it. Write a short sentence explaining why this is your favourite animal. Try and use some of the adjectives you have already thought of in your sentence!</p>  <p><u>You can select whether you want to do the virtual lesson or the alternative task.</u></p>	<p>'The Write Stuff' virtual lesson link: 9.45am <a href="https://www.youtube.com/c/TheTrainingSpace">https://www.youtube.com/c/TheTrainingSpace</a></p> <p><b>Alternative task:</b></p> <p>Look outside your window at the weather today and describe it in a few short sentences.</p>  <p><u>You can select whether you want to do the virtual lesson or the alternative task.</u></p>	<p>'The Write Stuff' virtual lesson link: 9.45am <a href="https://www.youtube.com/c/TheTrainingSpace">https://www.youtube.com/c/TheTrainingSpace</a></p> <p><b>Alternative task:</b></p> <p>Describe your favourite place.</p> <p>Think about:</p> <ul style="list-style-type: none"> <li>• Where it is and what it looks like?</li> <li>• What you do there?</li> <li>• How you feel when you are there?</li> </ul> <p><u>You can select whether you want to do the virtual lesson or the alternative task.</u></p>	<p>'The Write Stuff' virtual lesson link: 9.45am <a href="https://www.youtube.com/c/TheTrainingSpace">https://www.youtube.com/c/TheTrainingSpace</a></p> <p><b>Alternative task:</b></p> <p>Think about your favourite sandwich and write a set of instructions on how to make it. Use some or all of the following words in your writing: First; next; then; after that; finally.</p>  <p><u>You can select whether you want to do the virtual lesson or the alternative task.</u></p>	<p>'The Write Stuff' virtual lesson link: 9.45am <a href="https://www.youtube.com/c/TheTrainingSpace">https://www.youtube.com/c/TheTrainingSpace</a></p> <p><b>Alternative task:</b></p> <p>Find one of your favourite toys and draw or take a picture of it. Label it's parts. Don't forget your finger spaces and capital letters.</p> <p><u>You can select whether you want to do the virtual lesson or the alternative task.</u></p>
4 Maths	<p>Follow the link below to watch a demonstration lesson on numbers to 20 and do the quiz attached. <a href="#">To compare and order three numbers within 20 (thenational.academy)</a></p>	<p>Follow the link below to watch a demonstration lesson on numbers to 20 and do the quiz attached. <a href="#">To identify, complete and continue number patterns, adding and subtracting 1 or 2 (thenational.academy)</a></p> <p>If you can't watch the clip or you want extra practice, try these questions</p>	<p>Follow the link below to watch a demonstration lesson on numbers to 20 and do the quiz attached. <a href="#">To find double and half within 20 (thenational.academy)</a></p> <p>If you can't watch the clip or you want extra practice, try these questions</p>	<p>Follow the link below to watch a demonstration lesson on numbers to 20 and do the quiz attached. <a href="#">To understand even and odd as 'fair' and 'unfair' numbers (thenational.academy)</a></p> <p>If you can't watch the clip or you want extra practice, try these questions</p>	<p>Follow the link below to watch a demonstration lesson on numbers to 20 and do the quiz attached. <a href="#">To consolidate learning (thenational.academy)</a></p> <p>If you can't watch the clip or you want extra practice, try these questions</p>

	<p>If you can't watch the clip or you want extra practice, try these questions.</p> <p>Circle the number that could fit in the sequence below.</p> <p>10 13 <input type="text"/> 19</p> <p>12 16 20</p> <hr/> <p>Put the numbers in order from greatest to smallest.</p> <p>A. <input type="text"/> 15 B. <input type="text"/> C. <input type="text"/> 12</p> <p>D. <input type="text"/> E. <input type="text"/> 16 F. <input type="text"/></p> <p>Tick the greatest number:</p> <p><input type="radio"/> 11 <input type="radio"/> 4 <input type="radio"/> 14</p> <p>Tick the smallest number:</p> <p><input type="radio"/> 7 <input type="radio"/> 12 <input type="radio"/> 16</p>	<p>Can you work out the missing numbers from these sequence snakes?</p> <p></p> <p></p> <p>Which number would come next?</p> <p>1, 3, 5, 7, <input type="text"/></p> <p><input type="radio"/> 8 <input type="radio"/> 9 <input type="radio"/> 6</p> <p>Which number would come first?</p> <p><input type="text"/>, 10, 12, 14, 16</p> <p><input type="radio"/> 9 <input type="radio"/> 11 <input type="radio"/> 8</p>	<p>Copy the same number of spots on to the other side of each domino to find it's value when doubled.</p> <p></p> <p>Double 6 is <input type="text"/></p> <p></p> <p>Double 8 is <input type="text"/></p> <p></p> <p>Double 10 is <input type="text"/></p> <p></p> <p>Double 9 is <input type="text"/></p> <p>Match the number to its double like this: 3 → 6</p> <p></p>	<p></p> <p>How many socks are there? <input type="text"/></p> <p>Is there an odd one out? <input type="text"/></p> <p>yes no</p> <p>Is there an odd or even number of socks? <input type="text"/></p> <p>odd even</p> <p></p> <p>How many socks are there? <input type="text"/></p> <p>Is there an odd one out? <input type="text"/></p> <p>yes no</p> <p>Is there an odd or even number of socks? <input type="text"/></p> <p>odd even</p> <p>Circle the <b>odd</b> numbers:</p> <p>6 7 8 9 10</p> <p>Circle the <b>even</b> numbers:</p> <p>6 7 8 9 10</p>	<p>The teddy bears are having a picnic. Can you help them share their food equally, so that they each have the same amount?</p> <p></p> <p></p> <p>Circle the number that represents the amount of spots in each picture.</p> <p></p> <p></p> <p></p> <p>14 13 16</p> <p></p> <p></p> <p></p> <p>16 15 19</p> <p></p> <p></p> <p></p> <p>20 10 17</p> <p>How many 10s and how many 1s are there in each picture?</p> <p>Tick the greatest number:</p> <p><input type="radio"/> 18 <input type="radio"/> 16 <input type="radio"/> 10</p>
5 Reading	<p><b>Reading</b></p> <p>20 minutes of reading with an adult. Make sure you log in reading record.</p> <p>Link to free online e-books: <a href="https://home.oxfordowl.co.uk/reading/free-ebooks/">https://home.oxfordowl.co.uk/reading/free-ebooks/</a></p>	<p><b>Reading</b></p> <p>20 minutes of reading with an adult. Make sure you log in reading record.</p> <p>Link to free online e-books: <a href="https://home.oxfordowl.co.uk/reading/free-ebooks/">https://home.oxfordowl.co.uk/reading/free-ebooks/</a></p>	<p><b>Reading</b></p> <p>20 minutes of reading with an adult. Make sure you log in reading record.</p> <p>Link to free online e-books: <a href="https://home.oxfordowl.co.uk/reading/free-ebooks/">https://home.oxfordowl.co.uk/reading/free-ebooks/</a></p>	<p><b>Reading</b></p> <p>20 minutes of reading with an adult. Make sure you log in reading record.</p> <p>Link to free online e-books: <a href="https://home.oxfordowl.co.uk/reading/free-ebooks/">https://home.oxfordowl.co.uk/reading/free-ebooks/</a></p>	<p><b>Reading</b></p> <p>20 minutes of reading with an adult. Make sure you log in reading record.</p> <p>Link to free online e-books: <a href="https://home.oxfordowl.co.uk/reading/free-ebooks/">https://home.oxfordowl.co.uk/reading/free-ebooks/</a></p>
6 Project					

**RE:**  
**The Creation Story**

*Before Christmas we were learning about the creation story, a story told by Jewish and Christian people about how God created the world. Using a piece of paper or card, split it into 7 equal sections as shown in the image below. Each section will represent one day of creation. Fill in each section with drawings, painting, collage, printing (or anything else you like) to represent that day.*

- **the first day** - light was created
- **the second day** - the sky was created
- **the third day** - dry land, seas, plants and trees were created
- **the fourth day** - the Sun, Moon and stars were created
- **the fifth day** - creatures that live in the sea and creatures that fly were created
- **the sixth day** - animals that live on the land and finally humans, made in the image of God were created
- **by day seven** - God finished his work of creation and rested, making the seventh day a special holy day.



***You can also select on-going 'Chilli Challenge' homework tasks.***