





St Uny CE Academy Weekly Home Learning

Class: Poldark Week 6 WB 22.2.21



	Monday	Tuesday	Wednesday	Thursday	Friday
1	Morning Motivation : Joe Wicks morning activities Monday, Wednesday, Friday (9am) https://www.youtube.com/playlist?list=PLYCLOPd4VxBuPuwfVU5-OBtK_kZqJCX-b Tuesday & Thursday – get active together.				
2	Spellings-Y2 High Frequency Words badge edge bridge dodge fudge age huge change charge village	Spellings-Y2 High Frequency Words badge edge bridge dodge fudge age huge change charge village	Spellings-Y2 High Frequency Words badge edge bridge dodge fudge age huge change charge village	Spellings-Y2 High Frequency Words badge edge bridge dodge fudge age huge change charge village	Spelling Test Good Luck
The Write Stuff	Monday 22nd - Feast session 1 https://www.youtube.com/watch?v=44mVf05-CrI	Tuesday 23rd - Feast session 2 https://www.youtube.com/watch?v=NYUxhnhOG54	Wednesday 24th - Feast session 3 https://www.youtube.com/watch?v=RI1kX2zEh8Y	Thursday 25th - Feast session 4 https://www.youtube.com/watch?v=xYaO268pLFA	Friday 26th - Feast session 5 https://www.youtube.com/watch?v=Bv1cNPhD0yk
Writing Task	<p>Introducing Shakespeare A Midsummer Night's Dream</p> <p>https://www.bbc.co.uk/iplayer/episode/b078jltg/cbeebies-presents-shakespeare-a-midsummer-nights-dream</p> <p>Please watch the above film and enjoy one of Shakespeare's most famous plays.</p> <p>Share with your child the PowerPoint attached to this home learning grid which summarises the story</p> <p>Write your responses to these Key Questions about the Comedy?</p> <p>Where is the play set at the beginning?</p> <p>Who is your favourite character?</p> <p>What is the most exciting part of the play?</p>	<p>Introducing Shakespeare A Midsummer Night's Dream</p>  <p>TASK 1 Write a brief sentence to describe each one of these characters from the play. Make sure that you include their role in the story.</p> <p>TASK 2 Create a wordsearch for the characters in A Midsummer's Night Dream. Use the names of the characters and fill the rest of the boxes in with other letters.</p> 	<p>Introducing Shakespeare A Midsummer Night's Dream</p> <p>It is important to story map carefully, so we fully understand the play. You will need 12 Plot Points.</p> <p>Wednesday- Add these plot points to your story map.</p> <ol style="list-style-type: none"> Hermia runs away into the forest with Lysander instead of marrying Demetrius. Helena and Demetrius follow them and all four of them are in the fairy infested forest. In another part of the forest a group of actors are rehearsing a play. King Oberon and Queen Titania are also in the forest arguing about giving their servant boy to Oberon. <p>Please make sure that you write a few sentences summarising each Plot Point under/beside your pictures.</p> <p>Feel free to act these scenes out at home and perhaps you could make your own film. Attached to this week's home learning please find the Plot Summary and Playscrip</p>	<p>Introducing Shakespeare A Midsummer Night's Dream</p> <p>Thursday - Add these plot points to your story map.</p> <ol style="list-style-type: none"> Oberon decide to trick Titania and sends his assistant Puck off to find the magic plant. This plant makes people fall in love if the juice is poured into someone's eyes. Puck thinks it would be funny to put it in the eyes of big headed actor Bottom. Oberon takes the plant and puts the juice into the eyes of Queen Titania. When the Queen wakes up she is in love with Bottom who has also turned into a donkey. <p>Please make sure that you write a few sentences summarising each Plot Point under/beside your pictures.</p> <p>Feel free to act these scenes out at home and perhaps you could make your own film. Attached to this week's home learning please find the Plot Summary and Playscri</p>	<p>Introducing Shakespeare A Midsummer Night's Dream</p> <p>Friday - Add these plot points to your story map.</p> <ol style="list-style-type: none"> Puck also puts the position into the eyes of Demetrius, Lysander, Hermia and Helena whilst they are asleep. When they wake up both of the men are in love with Hermia and they have a fight! King Oberon decided he has tricked Titania and the couples enough and it is time to put everything back to normal. Puck reversed the spell and Bottom becomes a human again! The couples get married, Titania and Oberon stop fighting and Bottom's group perform a play. <p>Please make sure that you write a few sentences summarising each Plot Point under/beside your pictures.</p> <p>Feel free to act these scenes out at home and perhaps you could make your own film. Attached to this week's home learning please find the Plot Summary and Playscript.</p>



St Uny CE Academy Weekly Home Learning

Class: Poldark Week 6 WB 22.2.21



Click on the link below to access this week's maths.

[Autumn Week 12 - Number: Multiplication & Division | White Rose Maths](#)

Monday's Lesson- Make Equal Groups Activity

Six Quick Revision Questions

$4 + 6 + 6 =$	Ten more than 34=
$63 - 12 =$	$___ + 4 = 12$
$55 - 20 =$	$50 = 30 + ___$

Sort these cars into 2 equal groups

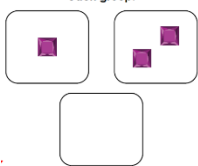


Make 3 equal groups of 6

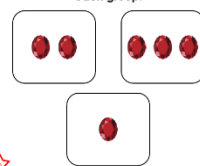


Make these images correct

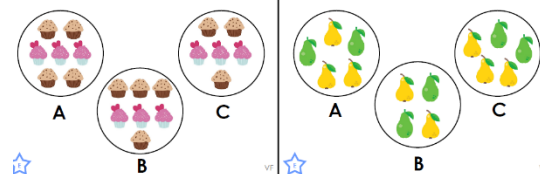
There are 3 equal groups with 2 in each group.



There are 3 equal groups with 3 in each group.



Tick the equal groups.



Which statement is correct?



- A. 6 equal groups with 3 in each group.
B. 3 equal groups with 3 in each group.
C. 3 equal groups with 6 in each group.

Click on the link below to access this week's maths.

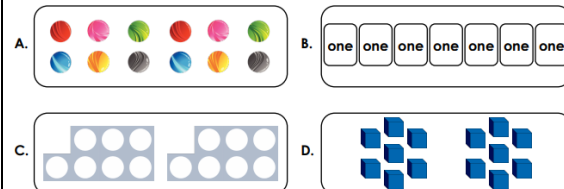
[Autumn Week 9 - Number: Addition & Subtraction | White Rose Maths](#)

Tuesday's Lesson: Make equal groups

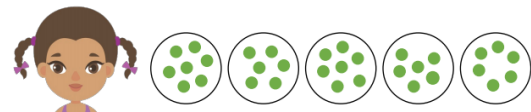
Six Quick Revision Questions

$3 + 2 + 9 =$	Ten less than 14=
$47 - 16 =$	$___ + 5 = 21$
$98 - 30 =$	$100 = ___ + ___$


Which groups show two equal groups of 7?



True or False: Lucy has made 5 equal groups of 7.




There are 6 tens. How else can you represent this?



Kazim has 12 1p coins.

How many groups will Kazeem make if he puts...

- ...two coins in each group?
...five coins in each group?
...ten coins in each group?



Click on the link below to access this week's maths.

[Autumn Week 9 - Number: Addition & Subtraction | White Rose Maths](#)

Tuesday's Lesson: Add Equal groups

Six Quick Revision Questions

$5 + 5 + 8 =$	Ten less than 44=
$36 + 26 =$	$___ + 9 = 19$
$77 - 10 - 10 =$	$90 = 50 + ___$

Complete these number sentences.

There are $___$ equal groups with $___$ each group.

There are $___$ equal groups with $___$ each group.

There are $___$ equal groups with $___$ each group.

There are $___$ equal groups with $___$ each group.

Fill in the boxes for this question.



There are $\boxed{3}$ flowers in each vase.

There are $\boxed{4}$ vases.

There are $\boxed{}$ equal groups of $\boxed{}$


Fill in the number sentences.



There are $\boxed{6}$ equal groups of $\boxed{2}$

$\boxed{} + \boxed{} + \boxed{} + \boxed{} + \boxed{} + \boxed{} = \boxed{}$

Mr. Hoskins thinks that this show three equal groups of 9. Is he correct?



Click on the link below to access this week's maths.


[Autumn Week 9 - Number: Addition & Subtraction | White Rose Maths](#)

Tuesday's Lesson: Make Arrays

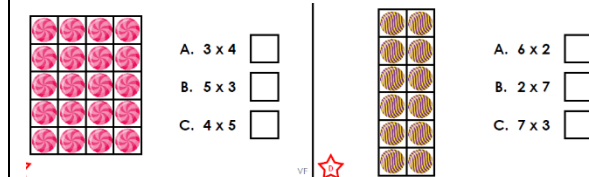
Six Quick Revision Questions

$10 + 7 + 3 =$	Ten more than 8=
$48 + 22 =$	$___ + 10 = 21$
$91 - 10 - 10 =$	$20 = 12 + ___$

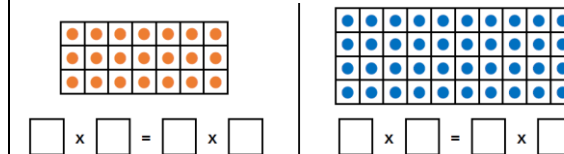
Match the array to the number sentence.



Tick the correct array.



Complete these number sentences.



Draw these arrays (with circles)

2×3

5×10

1×6

4×4

$8 \times$

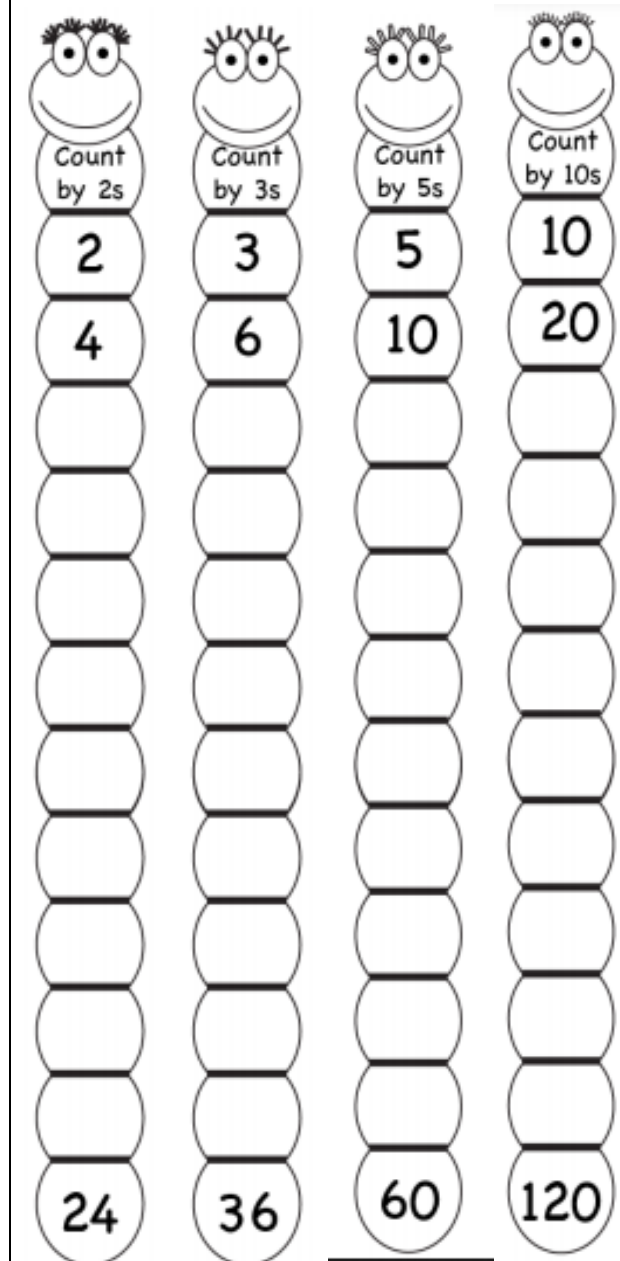
Times tables Day
REMEMBER TT ROCKSTARS!

Chant you 2, 5 and 10-times tables out loud.

Play hit the button to test your 10-x table. Play question and answer versions.

<https://www.topmarks.co.uk/maths-games/hit-the-button>

Complete the skip counting below:





St Uny CE Academy Weekly Home Learning

Class: Poldark Week 6 WB 22.2.21



Reading

20 minutes of reading with an adult. Make sure you log in reading record.

Link to free online e-books:

<https://home.oxfordowl.co.uk/reading/free-ebooks/>

Here is a useful website with 7 different webpages which offer free online books.

<https://www.online-tech-tips.com/cool-websites/7-websites-with-free-online-books-for-kids/>

Reading

20 minutes of reading with an adult. Make sure you log in reading record.

Link to free online e-books:

<https://home.oxfordowl.co.uk/reading/free-ebooks/>

Here is a useful website with 7 different webpages which offer free online books.

<https://www.online-tech-tips.com/cool-websites/7-websites-with-free-online-books-for-kids/>

Reading

20 minutes of reading with an adult. Make sure you log in reading record.

Link to free online e-books:

<https://home.oxfordowl.co.uk/reading/free-ebooks/>

Here is a useful website with 7 different webpages which offer free online books.

<https://www.online-tech-tips.com/cool-websites/7-websites-with-free-online-books-for-kids/>

Reading

20 minutes of reading with an adult. Make sure you log in reading record.

Link to free online e-books:

<https://home.oxfordowl.co.uk/reading/free-ebooks/>

Here is a useful website with 7 different webpages which offer free online books.

<https://www.online-tech-tips.com/cool-websites/7-websites-with-free-online-books-for-kids/>

Reading

20 minutes of reading with an adult. Make sure you log in reading record.

Link to free online e-books:

<https://home.oxfordowl.co.uk/reading/free-ebooks/>

Here is a useful website with 7 different webpages which offer free online books.

<https://www.online-tech-tips.com/cool-websites/7-websites-with-free-online-books-for-kids/>

Week beginning 22.2.21

Science: All Living things and their Habitats

Please work through each task in order to build on the knowledge from the previous sessions.

1. **Explore outside, and through observations, discuss the differences between things that are living, dead, and have never been alive** Then access <http://www.bbc.co.uk/guides/zs73r82> - BBC Bitesize Dead or Alive: Is it Alive?

Draw these items and order them into **Living, Dead and Never Alive** in a table.



2. **Discover the animals and plants that live within local habitats.**

See the image opposite. Please draw, name and colour animals and plant which have adapted to survive in these four habitats. Then, cut them out (with labels) and stick them onto the correct local habitat.

Challenge: Can you explain how certain animals and plants are suited to live in these environments. **Please find PP attached to Home Learning Grid 6 for support.**

Please watch videos on this page for some more ideas

<https://www.bbc.co.uk/bitesize/clips/zf6mhyc>



Physical Education

As part of our home learning provision and most importantly stay active please try one of these active challenges tasks at some point this week.



Please look at these websites for some ideas to incorporate activity into your child's day.

<https://www.yorkshiresport.org/get-active/thisispe/>

<https://www.activekidsdobetter.co.uk/active-home>

Gymnastics challenge: With help from an adult, create a simple assault course around your home. Please follow safety guidelines here: <https://www.parents.com/fun/activities/indoor/indoor-obstacle-course-ideas-for-kids/>

Ask an adult to time how long it takes for you to complete the course. Can you beat your PB?



St Uny CE Academy Weekly Home Learning

Class: Poldark Week 6 WB 22.2.21

