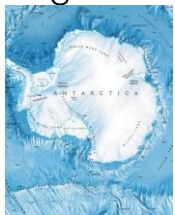









St Uny CE Academy Weekly Home Learning

Class: Poldark Week 3



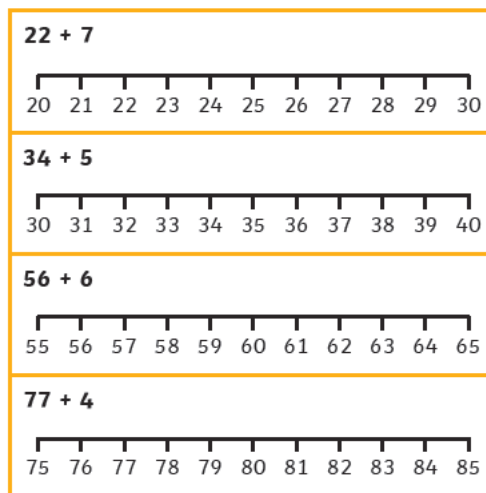
	Monday	Tuesday	Wednesday	Thursday	Friday
1	Morning Motivation : Joe Wicks morning activities Monday, Wednesday, Friday (9am) https://www.youtube.com/playlist?list=PLyCLOPd4VxBuPuwfVuS-OBtK_kZqJCX-b Tuesday & Thursday – get active together.				
2 Spelling	Spellings-Y2 High Frequency Words everybody even great break beautiful after fast last past father	Spellings-Y2 High Frequency Words everybody even great break beautiful after fast last past father	Spellings-Y2 High Frequency Words everybody even great break beautiful after fast last past father	Spellings-Y2 High Frequency Words everybody even great break beautiful after fast last past father	Spelling test Good Luck!
3 Writing	<p>Famous People in History Exploring Antarctica</p>  <p><i>It is 1908 and you are taking part in a race.... A race to reach the South Pole in Antarctica.</i></p> <p>For this challenging expedition you will need to pack a kit bag. What would you take with you? What would you need to survive?</p> <p>Watch these videos for some ideas: https://www.stem.org.uk/elibrary/resource/31005 https://www.youtube.com/watch?relogid=9&v=t3StWheKta8</p> <p>Please record your writing in paragraphs with these subtitles:</p> <ul style="list-style-type: none"> Food Clothes Equipment Special Items <p><i>Remember to think about the climate and the terrain carefully and do not pack too much (you will need to carry it all!)</i></p> 	<p>Famous People in History Introducing Ernest Shackleton</p>  <p>Diary Writing: Tuesday/Wednesday</p> <p><i>Your challenge is to step into the snow boots of one of the greatest explorers of all time.</i></p> <p>Please use the links below to find out more... https://inspiremykids.com/leadership-skills-sir-earnest-shackleton/ http://shackleton100.com/endurance/</p> <p>Please write a diary entry for the date 19th January 1916 when his ship 'Endurance' became stuck in a large sheet of ice. Ernest and his crew abandoned the ship and lived on top of the Antarctic ice for almost two years.</p> <p>Think about... <i>What happened leading up to the ship becoming trapped?</i> <i>Why did they make a decision to leave the ship?</i> <i>What did it feel like in those conditions?</i> <i>Consider his emotional response in this dangerous situation?</i> <i>How did they set up camp on the ice?</i> Remember to write in the first person (I, we, and they)</p>	<p>Famous People in History Introducing Ernest Shackleton</p>  <p>Diary Writing: Tuesday/Wednesday</p> <p><i>Your challenge is to step into the snow boots of one of the greatest explorers of all time.</i></p> <p>Please use the links below to find out more... https://inspiremykids.com/leadership-skills-sir-earnest-shackleton/ http://shackleton100.com/endurance/</p> <p>Please write a diary entry for the date 19th January 1916 when his ship 'Endurance' became stuck in a large sheet of ice. Ernest and his crew abandoned the ship and lived on top of the Antarctic ice for almost two years.</p> <p>Think about... <i>What happened leading up to the ship becoming trapped?</i> <i>Why did they make a decision to leave the ship?</i> <i>What did it feel like in those conditions?</i> <i>Consider his emotional response in this dangerous situation?</i> <i>How did they set up camp on the ice?</i> Remember to write in the first person (I, we, and they)</p>	<p>Narrative- Recount Tiddalick Frog- An Aboriginal 'Dreamtime' Story</p>  <p>Please use this link to listen and learn the story. https://www.youtube.com/watch?v=0y3Ta5xcKV4</p> <p>On Wednesday and Thursday Re-write this story in your own words and illustrate with your own pictures.</p> <p>Check that you have included:</p> <ol style="list-style-type: none"> Capital letters and full stops Any ? and ! Commas for a list Any speech marks " " Your spellings <p>Remember to share your wonderful writing using Google classroom.</p> <p>This piece of writing could take the form of a story map or a mini book.</p>	<p>Narrative- Recount Tiddalick Frog- An Aboriginal 'Dreamtime' Story</p>  <p>Please use this link to listen and learn the story. https://www.youtube.com/watch?v=0y3Ta5xcKV4</p> <p>On Wednesday and Thursday Re-write this story in your own words and illustrate with your own pictures.</p> <p>Check that you have included:</p> <ol style="list-style-type: none"> Capital letters and full stops Any ? and ! Commas for a list Any speech marks " " Your spellings <p>Remember to share your wonderful writing using Google classroom.</p> <p>This piece of writing could take the form of a story map or a mini book.</p>

Autumn Week 7 - Number: Addition & Subtraction | White Rose Maths

Click on the Link above to access this week's Maths lesson.

Monday: Add a 2-digit and 1-digit number - crossing 10

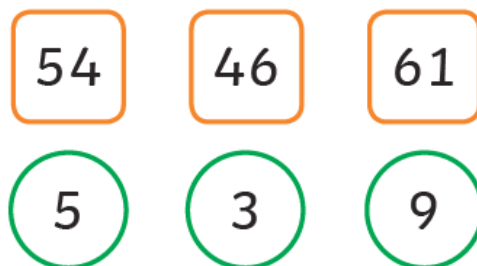
Jump along the number line to solve these calculations



Complete these addition questions

- 5 + 4 = _____
- 15 + 4 = _____
- 35 + 4 = _____
- 75 + 4 = _____

Open-ended problem-solving challenge:



Add a number from a circle to a number from a square.



How many different totals can you make?

Autumn Week 7 - Number: Addition & Subtraction | White Rose Maths

Click on the Link above to access this week's Maths lesson.

Tuesday: Subtraction crossing 10.

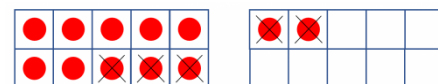
Show the answers to these subtraction questions using numberline or ten frame

$$\begin{array}{r} 14 - 9 = \\ 24 - 9 = \\ 54 - 9 = \\ 94 - 9 = \end{array}$$

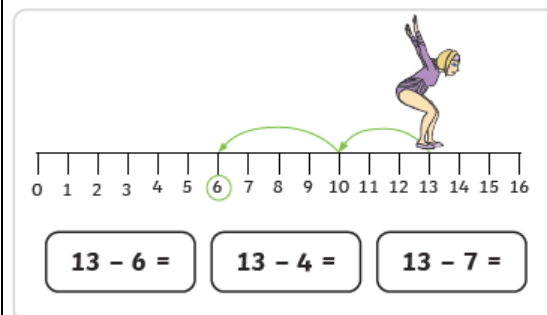
Example numberline:



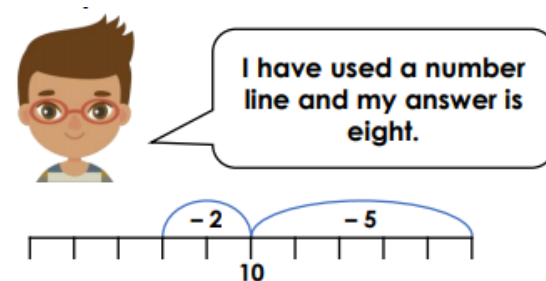
Example tens frame:



Jill starts at 13 and jumps back to another number. Tick the calculation to show her jump.



Mr. Hoskins is trying to solve 15-7= Is he correct?

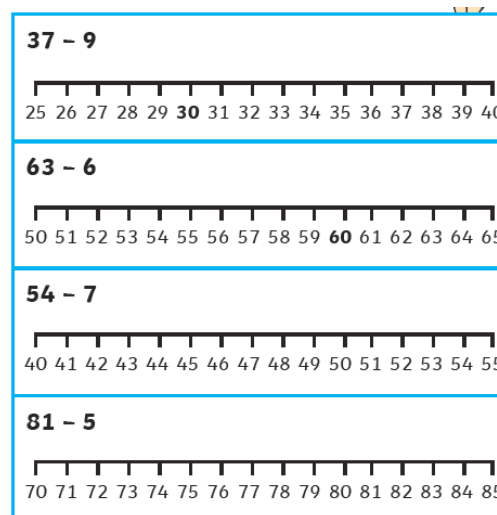


Autumn Week 7 - Number: Addition & Subtraction | White Rose Maths

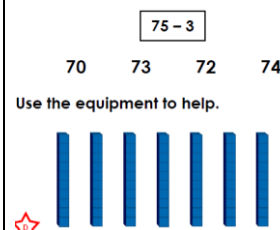
Click on the Link above to access this week's Maths lesson.

Wednesday : Subtract a 2-digit and 1-digit number - crossing 10


Jump backwards on the number line to solve these calculations.




Solve this subtraction using base 10



Complete this bar model:



Ben has been subtracting. Check which calculation are correct or incorrect. Show your workings.



https://www.topmarks.co.uk/maths-games/hit-the-button

Click on the link above and select: NUMBER BONDS

- Subtraction within 20
- Addition with 20

Thursday: Practice your addition and subtraction skills.

Q1.

$$9 + 8 = \boxed{}$$

Q2.

$$18 - 6 = \boxed{}$$

Q3.

$$39 - 4 = \boxed{}$$

Q4.

$$7 + 84 = \boxed{}$$

Q5.

$$86 + 5 = \boxed{}$$

Q6.

$$83 - 9 = \boxed{}$$

Remember to use a range of models to help you:

- Bar model
- Numberline
- Part whole model
- Ten frames
- Tens and ones stick,

Times tables Day

1.Chant your 10-x table out loud

2. Play hit the button to test your 10-x table. Play question and answer versions.

<https://www.topmarks.co.uk/maths-games/hit-the-button>

3. Write out your 2 times table. For example: 1x 10= 2 x 10=

4. Answer these questions

8x10=	=4x10
5x10=	___ x 10=50
10x3=	___ x 10 =30
=6x10	___ x 10=20
40=___ X ___	100= ___ x ___


Answer this word problem.


DRAW YOUR MATHS

Miss Hill has 10 boxed with 7 cartons of juice in each/

How cartons are there in total?

Look at the array below. Can you write the number sentence?



<p>5 Reading</p>	<p>Reading</p> <p>20 minutes of reading with an adult. Make sure you log in reading record.</p> <p>Link to free online e-books: https://home.oxfordowl.co.uk/reading/free-ebooks/</p> <p>Here is a useful website with 7 different webpages which offer free online books.</p> <p>https://www.online-tech-tips.com/cool-websites/7-websites-with-free-online-books-for-kids/</p>	<p>Reading</p> <p>20 minutes of reading with an adult. Make sure you log in reading record.</p> <p>Link to free online e-books: https://home.oxfordowl.co.uk/reading/free-ebooks/</p> <p>Here is a useful website with 7 different webpages which offer free online books.</p> <p>https://www.online-tech-tips.com/cool-websites/7-websites-with-free-online-books-for-kids/</p>	<p>Reading</p> <p>20 minutes of reading with an adult. Make sure you log in reading record.</p> <p>Link to free online e-books: https://home.oxfordowl.co.uk/reading/free-ebooks/</p> <p>Here is a useful website with 7 different webpages which offer free online books.</p> <p>https://www.online-tech-tips.com/cool-websites/7-websites-with-free-online-books-for-kids/</p>	<p>Reading</p> <p>20 minutes of reading with an adult. Make sure you log in reading record.</p> <p>Link to free online e-books: https://home.oxfordowl.co.uk/reading/free-ebooks/</p> <p>Here is a useful website with 7 different webpages which offer free online books.</p> <p>https://www.online-tech-tips.com/cool-websites/7-websites-with-free-online-books-for-kids/</p>	<p>Reading</p> <p>20 minutes of reading with an adult. Make sure you log in reading record.</p> <p>Link to free online e-books: https://home.oxfordowl.co.uk/reading/free-ebooks/</p> <p>Here is a useful website with 7 different webpages which offer free online books.</p> <p>https://www.online-tech-tips.com/cool-websites/7-websites-with-free-online-books-for-kids/</p>
<p>6 Project</p>	<div data-bbox="890 548 1780 745"> <p><u>Week beginning 25.1.21 and 1.2.21</u></p> <p>Modern Foreign Languages – French</p> <p>Follow the links for more information: https://www.youtube.com/watch?v=ut2hX4eqh9I</p> </div> <div data-bbox="237 787 1988 850"> <p>Bonjour Poldark, This week we are discovering all that our French neighbours have to offer!</p> </div> <div data-bbox="237 892 1840 945"> <p>Here are a few activities which you could do this week to immerse yourself into French culture.</p> </div> <div data-bbox="281 945 2730 1438"> <ul style="list-style-type: none"> • Draw a map of France and add on some interesting features such as main cities, mountains, seas and oceans or any other interesting places. • Try some French food-perhaps eat baguette, croissants, muscles, croque monsieur or perhaps french onion soup. • Go on a tour of Paris and research the main sights and create a sightseeing leaflet. • Make a model of one of the famous building in Paris. • Write and draw the colours in French. • Learn how to say the following in French: Hello, Goodbye, My name is, thank you , yes, no and I would like. • Learn how to count to 10 and then 20 in French. • Draw around your body with help from an adult. Then label the main body parts in french. • Find out about the Tour de France and write a fact file about this amazing event. • Can you re-create one of Claude Monet's famous paintings. </div> <div data-bbox="237 1480 2285 1533"> <p>Don't forget to post anything you are proud of on Google Classroom so we can celebrate your wonderful work together.</p> </div> <div data-bbox="2285 577 2849 892">  </div>				