
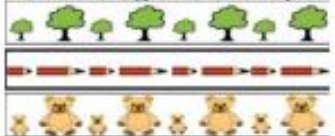






St Uny CE Academy Weekly Home Learning

Class: Tehidy week beginning 8 February 2021



	Monday	Tuesday	Wednesday	Thursday
1	Morning Motivation Morning Motivation Joe Wicks morning activities Monday, Wednesday, Friday (9am) https://www.youtube.com/playlist?list=PLyCLOPd4VxBuPuwfVuS-OBtK_kZqJCX-b Tuesday & Thursday – get active together			
2	Phonics Read, Write Inc. daily Phonics and Spelling lesson (Set 2) https://www.ruthmiskin.com/en/find-out-more/parents/ https://www.ruthmiskin.com/media/filer_public/df/c1/dfc1ec43-a40b-41cb-9d7e-2a017803bed8/schedule_jan-feb_2021.pdf Spellings Refer to weekly spelling list and practise spellings.	Phonics Read, Write Inc. daily Phonics and Spelling lesson (Set 2) https://www.ruthmiskin.com/en/find-out-more/parents/ https://www.ruthmiskin.com/media/filer_public/df/c1/dfc1ec43-a40b-41cb-9d7e-2a017803bed8/schedule_jan-feb_2021.pdf Spellings Refer to weekly spelling list and practise spellings.	Phonics Read, Write Inc. daily Phonics and Spelling lesson (Set 2) https://www.ruthmiskin.com/en/find-out-more/parents/ https://www.ruthmiskin.com/media/filer_public/df/c1/dfc1ec43-a40b-41cb-9d7e-2a017803bed8/schedule_jan-feb_2021.pdf Spellings Refer to weekly spelling list and practise spellings.	Phonics Read, Write Inc. daily Phonics and Spelling lesson (Set 2) https://www.ruthmiskin.com/en/find-out-more/parents/ https://www.ruthmiskin.com/media/filer_public/df/c1/dfc1ec43-a40b-41cb-9d7e-2a017803bed8/schedule_jan-feb_2021.pdf Spellings Refer to weekly spelling list and practise spellings.
3 Writing	With an adult, make a jam sandwich. Talk about each stage of the making process. Take a photograph of each stage as a reminder. <i>You can select whether you want to do the virtual lesson or the alternative task.</i>	Talk about what is happening in each photo. Place the photos in sequential order. Have a go at describing each step of the sandwich making process. <i>You can select whether you want to do the virtual lesson or the alternative task.</i>	Select the first photo in the sequence. Orally compose a simple sentence to describe what you did eg 'Put butter on the bread'. Practice saying your sentence several times. Have a go at writing your sentence, remembering to leave finger spaces between your words. <i>You can select whether you want to do the virtual lesson or the alternative task.</i>	Repeat the process from yesterday, selecting & describing the photos in order. Continue this tomorrow. <i>You can select whether you want to do the virtual lesson or the alternative task.</i>
4 Maths	Follow the link below to watch the demonstration https://classroom.thenational.academy/lessons/recognise-describe-and-copy-colour-and-size-patterns-6cuk0t Alternative task:  Use colour names to describe the patterns above eg 'red, blue, red, blue' Use colored objects to create your own repeating pattern. Can you describe it?	Follow the link below to watch the demonstration https://classroom.thenational.academy/lessons/recognise-describe-and-copy-and-extend-colour-and-size-patterns-ccukcd Alternative task: Make your own patterns based on one variable eg size or shape.  Describe your pattern eg big, small, big, small	Follow the link below to watch the demonstration https://classroom.thenational.academy/lessons/create-and-describe-colour-and-size-patterns-64rk2d?activity=video&step=1 Alternative task: Continue a repeating pattern. Can you describe the pattern? Use objects, beads or stickers to create more complex patterns. 	Follow the link below to watch the demonstration https://classroom.thenational.academy/lessons/create-colour-or-size-patterns-6xhk2r?activity=video&step=1 Create your own patterns by printing with fruit, vegetables, leaves or objects.  Display your patterns for others to see.

5 Reading	Reading 20 minutes of reading with an adult. Make sure you log in reading record. Link to free online e-books: https://home.oxfordowl.co.uk/reading/free-ebooks/	Reading 20 minutes of reading with an adult. Make sure you log in reading record. Link to free online e-books: https://home.oxfordowl.co.uk/reading/free-ebooks/	Reading 20 minutes of reading with an adult. Make sure you log in reading record. Link to free online e-books: https://home.oxfordowl.co.uk/reading/free-ebooks/	Reading 20 minutes of reading with an adult. Make sure you log in reading record. Link to free online e-books: https://home.oxfordowl.co.uk/reading/free-ebooks/
6 Project	ICT: This week is Internet Safety Week. Explore Staying Safe on the internet power point https://www.stuny.org.uk/web/tehidy_/357624 . Talk to an adult about the key messages conveyed in the Power Point. Make a poster to teach others how to keep safe on the internet. Upload your poster to Tapestry.			